

Format of holding of specified securities

TARINI ENTERPRISES LIMITED

1. Name of Listed Entity:
2. Scrip Code/Name of Scrip/Class of Security
3. Share Holding Pattern Filed under: Reg. 31(1)(a)/Reg. 31(1)(b)/Reg.31(1)(c)
 - a. If under 31(1)(b) then indicate the report for Quarter ending
 - b. If under 31(1)(c) then indicate date of allotment/extinguishment
4. **Declaration:** The Listed entity is required to submit the following declaration to the extent of submission of information:-

30/09/2019

| | Particulars | Yes* | No* |
|----|--|------|-----|
| 1. | Whether the Listed Entity has issued any partly paid up shares? | | No |
| 2. | Whether the Listed Entity has issued any Convertible Securities or Warrants? | | No |
| 3. | Whether the Listed Entity has any shares against which depository receipts are issued? | | No |
| 4. | Whether the Listed Entity has any shares in locked-in? | | No |
| 5. | Whether any shares held by promoters are pledge or otherwise encumbered? | | No |

* If the Listed Entity selects the option 'No' for the questions above, the columns for the partly paid up shares, Outstanding Convertible Securities/Warrants, depository receipts, locked-in shares, No of shares pledged or otherwise encumbered by promoters, as applicable, shall not be displayed at the time of dissemination on the Stock Exchange website. Also wherever there is 'No' declared by Listed Entity in above table the values will be considered as 'Zero' by default on submission of the format of holding of specified securities.

5. The tabular format for disclosure of holding of specified securities is as follows:-



Table I - Summary Statement holding of specified securities

| Category | Category of shareholder | Nos. of shareholders | No. of fully paid up equity shares held | No. of Partly paid-up equity shares held | No. of shares underlying Depository Receipts | Total nos. shares held | Shareholding as a % of total no. of shares (calculated as per SCRR, 1957) As a % of (A+B+C2) | Number of Voting Rights held in each class of securities | | | No. of Shares Underlying Outstanding convertible securities (including Warrants) | Shareholding, as a % assuming full conversion of convertible securities (as a percentage of diluted share capital) As a % of (A+B+C2) | Number of Locked in shares | | Number of Shares pledged or otherwise encumbered | | Number of equity shares held in dematerialized form | |
|----------|--------------------------------|----------------------|---|--|--|------------------------|--|--|-----------|-------|--|---|----------------------------|---------|--|---------|---|---------------------------------|
| | | | | | | | | No of Voting Rights | | | | | Total as a % of (A+B+C) | No. (a) | As a % of total Shares held (b) | No. (a) | | As a % of total Shares held (b) |
| | | | | | | | | Class:Equity | Class:e-y | Total | | | | | | | | |
| (I) | (II) | (III) | (IV) | (V) | (VI) | (VII)=(IV)+(V)+(VI) | (VIII) | (IX) | | | (X) | (XI)=(VII)+(X) | (XII) | | (XIII) | (XIV) | | |
| (A) | Promoter & Promoter Group | 39 | 1476185 | 0 | | 1476185 | 43.77 | | | | 0 | 43.77 | 0 | 0 | 0 | 0 | 963385 | |
| (B) | Public | 497 | 1896790 | 0 | | 1896790 | 56.23 | | | | 0 | 56.23 | 0 | 0 | 0 | 0 | 1385240 | |
| (C) | Non Promoter- Non Public | | | | | | | | | | | | | | | | | |
| (C1) | Shares underlying DRs | 0 | 0 | 0 | | 0 | 0 | | | | 0 | 0 | 0 | 0 | 0 | 0 | 0 | |
| (C2) | Shares held by Employee Trusts | 0 | 0 | | | 0 | 0 | | | | 0 | 0 | 0 | 0 | 0 | 0 | 0 | |
| | Total | 536 | 3372975 | 0 | | 3372975 | 100 | | | | 0 | 100 | 0 | 0 | 0 | 0 | 2348625 | |



Table II - Statement showing shareholding pattern of the Promoter and Promoter Group

| 1 | Category & Name of the Shareholders | PAN | No. of shareholder | No. of fully paid up equity shares held | Partly paid-up equity shares held | Nos. of shares underlying Depository Receipts | Total nos. shares held | Shareholding % calculated as per SCRR, 1957 As a % of (A+B+C2) | Number of Voting Rights held in each class of securities | | | No. of Shares Underlying Outstanding convertible securities (including Warrants) | Shareholding, as a % assuming full conversion of convertible securities (as a percentage of diluted share capital) as a % of A+B+C2 | Number of Locked in shares | | Number of Shares pledged or otherwise encumbered | | Number of equity shares held in dematerialized form |
|-----|-------------------------------------|------------|--------------------|---|-----------------------------------|---|------------------------|--|--|---------|-------------------------------------|--|---|----------------------------|---------------------------------|--|---------------------------------|---|
| | | | | | | | | | No of Voting Rights | | Total as a % of Total Voting rights | | | No. (a) | As a % of total Shares held (b) | No. (a) | As a % of total shares held (b) | |
| | | | | | | | | | Class X | Class Y | | | | | | | | |
| | (I) | (II) | (III) | (IV) | (V) | (VI) | (VII)=(IV)+(V)+(VI) | (VIII) | (IX) | | | (X) | (XI)=(VII)+(X) | (XII) | | (XIII) | (XIV) | |
| | Indian | | | | | | | | | | | | | | | | | |
| (a) | Individual/Hindu Undivided Family | | 39 | 1476185 | 0 | | 1476185 | 43.77 | | | | 0 | 43.77 | 0 | 0.00 | 0 | 0.00 | 963385 |
| | RAJ KUMAR BARDIA | AEBPB9160K | | 277000 | 0 | | 277000 | 8.21 | | | | 0 | 8.21 | 0 | 0.00 | 0 | 0.00 | 172000 |
| | ABHAY CHAND BARDIA | AEHPB1384F | | 109695 | 0 | | 109695 | 3.25 | | | | 0 | 3.25 | 0 | 0.00 | 0 | 0.00 | 109695 |
| | SARLA BARDIA | AALPB4828N | | 101010 | 0 | | 101010 | 2.99 | | | | 0 | 2.99 | 0 | 0.00 | 0 | 0.00 | 101010 |
| | ABHISHEK BARDIA | ALKPB4958P | | 90000 | 0 | | 90000 | 2.67 | | | | 0 | 2.67 | 0 | 0.00 | 0 | 0.00 | 90000 |
| | RAVI PRAKASH BARDIA | AEHPB5965L | | 85680 | 0 | | 85680 | 2.54 | | | | 0 | 2.54 | 0 | 0.00 | 0 | 0.00 | 85680 |
| | SAMPAT BARDIA | AALPB0492L | | 69600 | 0 | | 69600 | 2.06 | | | | 0 | 2.06 | 0 | 0.00 | 0 | 0.00 | 69600 |
| | NIRMALA DEVI BARDIA | ADHPB5056D | | 56850 | 0 | | 56850 | 1.69 | | | | 0 | 1.69 | 0 | 0.00 | 0 | 0.00 | 56850 |
| | ROHIT BARDIA | APFPB3575F | | 52500 | 0 | | 52500 | 1.56 | | | | 0 | 1.56 | 0 | 0.00 | 0 | 0.00 | 52500 |
| | TARUN GOEL | | 63 | 45150 | 0 | | 45150 | 1.34 | | | | 0 | 1.34 | 0 | 0.00 | 0 | 0.00 | 0 |
| | RUPESH BOTHRA | AMYPB8788D | | 45000 | 0 | | 45000 | 1.33 | | | | 0 | 1.33 | 0 | 0.00 | 0 | 0.00 | 45000 |
| | SHANTI BOTHRA | | 47 | 45000 | 0 | | 45000 | 1.33 | | | | 0 | 1.33 | 0 | 0.00 | 0 | 0.00 | 0 |
| | RITESH KUMAR PATAWARI | | 56 | 40275 | 0 | | 40275 | 1.19 | | | | 0 | 1.19 | 0 | 0.00 | 0 | 0.00 | 0 |
| | RITIKA BARDIA | | 53 | 39600 | 0 | | 39600 | 1.17 | | | | 0 | 1.17 | 0 | 0.00 | 0 | 0.00 | 0 |
| | ALKA NIGAM | | 44 | 35000 | 0 | | 35000 | 1.04 | | | | 0 | 1.04 | 0 | 0.00 | 0 | 0.00 | 0 |
| | SUKH LAL BARDIA | AGWPB0284D | | 34800 | 0 | | 34800 | 1.03 | | | | 0 | 1.03 | 0 | 0.00 | 0 | 0.00 | 34800 |
| | INDU PATAWARI | | 58 | 34500 | 0 | | 34500 | 1.02 | | | | 0 | 1.02 | 0 | 0.00 | 0 | 0.00 | 0 |
| | PRAKASH CHAND PATAWARI | | 57 | 34500 | 0 | | 34500 | 1.02 | | | | 0 | 1.02 | 0 | 0.00 | 0 | 0.00 | 0 |
| | AVANTIKA BARDIA | | 65 | 25875 | 0 | | 25875 | 0.77 | | | | 0 | 0.77 | 0 | 0.00 | 0 | 0.00 | 0 |
| | SWATI BOTHRA | AKAPB6007G | | 22500 | 0 | | 22500 | 0.67 | | | | 0 | 0.67 | 0 | 0.00 | 0 | 0.00 | 22500 |
| | BULBUL BOTHRA | AEZPB2366P | | 22500 | 0 | | 22500 | 0.67 | | | | 0 | 0.67 | 0 | 0.00 | 0 | 0.00 | 22500 |
| | JUGRAJ BOTHRA | ACUPB3725F | | 22500 | 0 | | 22500 | 0.67 | | | | 0 | 0.67 | 0 | 0.00 | 0 | 0.00 | 22500 |
| | BHANWARI DEVI BARMICHA | AAEPB4112E | | 22500 | 0 | | 22500 | 0.67 | | | | 0 | 0.67 | 0 | 0.00 | 0 | 0.00 | 0 |
| | CASSY PATAWARI | | 64 | 22500 | 0 | | 22500 | 0.67 | | | | 0 | 0.67 | 0 | 0.00 | 0 | 0.00 | 0 |
| | ASHISH NIGAM | AKSPN0530C | | 21000 | 0 | | 21000 | 0.62 | | | | 0 | 0.62 | 0 | 0.00 | 0 | 0.00 | 0 |
| | SUKHLAL BARDIA | | 55 | 17400 | 0 | | 17400 | 0.52 | | | | 0 | 0.52 | 0 | 0.00 | 0 | 0.00 | 0 |
| | SHANTI DEVI VARDIA | | 66 | 17000 | 0 | | 17000 | 0.5 | | | | 0 | 0.50 | 0 | 0.00 | 0 | 0.00 | 0 |
| | GUNJAN GUPTA | | 31 | 12000 | 0 | | 12000 | 0.36 | | | | 0 | 0.36 | 0 | 0.00 | 0 | 0.00 | 0 |
| | CHANDMAL SURANA JAIN | AAEPJ3212H | | 11250 | 0 | | 11250 | 0.33 | | | | 0 | 0.33 | 0 | 0.00 | 0 | 0.00 | 11250 |
| | DEEPAK JAIN HUF | AACHD3373H | | 11250 | 0 | | 11250 | 0.33 | | | | 0 | 0.33 | 0 | 0.00 | 0 | 0.00 | 11250 |
| | SURANA CHAND MAL HUF | AAAHCI740H | | 11250 | 0 | | 11250 | 0.33 | | | | 0 | 0.33 | 0 | 0.00 | 0 | 0.00 | 11250 |
| | NIDHI JAIN | AAIPJ0315J | | 7500 | 0 | | 7500 | 0.22 | | | | 0 | 0.22 | 0 | 0.00 | 0 | 0.00 | 7500 |
| | PRADEEP KUMAR GUPTA KARTA OF | | 33 | 7500 | 0 | | 7500 | 0.22 | | | | 0 | 0.22 | 0 | 0.00 | 0 | 0.00 | 0 |
| | KANIKA SHARMA | BOTPS2014C | | 5000 | 0 | | 5000 | 0.15 | | | | 0 | 0.15 | 0 | 0.00 | 0 | 0.00 | 5000 |
| | KUMUD SHARMA | AYXPS8001Q | | 5000 | 0 | | 5000 | 0.15 | | | | 0 | 0.15 | 0 | 0.00 | 0 | 0.00 | 5000 |
| | HARI MOHAN SHARMA | AARP56592G | | 5000 | 0 | | 5000 | 0.15 | | | | 0 | 0.15 | 0 | 0.00 | 0 | 0.00 | 5000 |
| | TEJ KARAN BOTHRA | | 67 | 3000 | 0 | | 3000 | 0.09 | | | | 0 | 0.09 | 0 | 0.00 | 0 | 0.00 | 0 |
| | HARI MOHAN SHARMA | | 42 | 2500 | 0 | | 2500 | 0.07 | | | | 0 | 0.07 | 0 | 0.00 | 0 | 0.00 | 0 |
| | KANIKA SHARMA | | 41 | 2500 | 0 | | 2500 | 0.07 | | | | 0 | 0.07 | 0 | 0.00 | 0 | 0.00 | 0 |
| | KUMUD SHARMA | | 40 | 2500 | 0 | | 2500 | 0.07 | | | | 0 | 0.07 | 0 | 0.00 | 0 | 0.00 | 0 |



| | | | | | | | | | | | | | | | | | |
|---|--|--|----|---------|---|--|---------|-------|--|--|--|-------|---|------|---|------|--------|
| | (b) Central Government/State Government(s) | | 0 | 0 | 0 | | 0 | 0 | | | | 0.00 | 0 | 0.00 | 0 | 0.00 | 0 |
| | (c) Financial Institutions/Banks | | 0 | 0 | 0 | | 0 | 0 | | | | 0.00 | 0 | 0.00 | 0 | 0.00 | 0 |
| | (d) Any Other (Specify) | | 0 | 0 | 0 | | 0 | 0 | | | | 0.00 | 0 | 0.00 | 0 | 0.00 | 0 |
| | Sub Total (A)(1) | | 39 | 1476185 | 0 | | 1476185 | 43.77 | | | | 43.77 | 0 | 0.00 | 0 | 0.00 | 963385 |
| 2 | Foreign | | | | | | | | | | | | | | | | |
| | (a) Individual/Non Resident Individual/Foreign Individual | | 0 | 0 | 0 | | 0 | 0 | | | | 0.00 | 0 | 0.00 | 0 | 0.00 | 0 |
| | (b) Government | | 0 | 0 | 0 | | 0 | 0 | | | | 0.00 | 0 | 0.00 | 0 | 0.00 | 0 |
| | (c) Institutions | | 0 | 0 | 0 | | 0 | 0 | | | | 0.00 | 0 | 0.00 | 0 | 0.00 | 0 |
| | (d) Foreign Portfolio Investor | | 0 | 0 | 0 | | 0 | 0 | | | | 0.00 | 0 | 0.00 | 0 | 0.00 | 0 |
| | (e) Any Other (Specify) | | 0 | 0 | 0 | | 0 | 0 | | | | 0.00 | 0 | 0.00 | 0 | 0.00 | 0 |
| | Sub Total (A)(2) | | 0 | 0 | 0 | | 0 | 0 | | | | 0.00 | 0 | 0.00 | 0 | 0.00 | 0 |
| | Total Shareholding of Promoter and Promoter Group (A) = (A)(1) + (A)(2) | | 39 | 1476185 | 0 | | 1476185 | 43.77 | | | | 43.77 | 0 | 0.00 | 0 | 0.00 | 963385 |




Table III - Statement showing shareholding pattern of the Public shareholder

| | Category & Name of the Shareholders | PAN | Nos. of share holder | No. of fully paid up equity shares held | Partly paid-up equity shares held | Nos. of shares underlying Depository Receipts | Total nos. shares held | Shareholding % calculate d as per SCRR, 1957 As a % of (A+B+C2) | Number of Voting Rights held in each class of securities | | | No. of Shares Underlying Outstanding convertible securities (including Warrants) | Total shareholding, as a % assuming full conversion of convertible securities (as a percentage of diluted share capital) | Number of Locked in shares | | Number of Shares pledged or otherwise encumbered | | Number of equity shares held in dematerializ ed form | |
|---|---|------------|----------------------|---|-----------------------------------|---|------------------------|---|--|---------|-------|--|--|-------------------------------------|---------|--|--------------------------|--|--|
| | | | | | | | | | No of Voting Rights | | | | | Total as a % of Total Voting rights | No. (a) | As a % of total Shares held (b) | No. (Not applicable) (a) | | As a % of total shares held (Not applicable) (b) |
| | | | | | | | | | Class X | Class Y | Total | | | | | | | | |
| | (I) | (II) | (III) | (IV) | (V) | (VI) | (VII)=(IV)+(V)+(VI) | (VIII) | (IX) | | | (X) | (XI)=(VII)-(X) | (XII) | | (XIII) | (XIV) | | |
| 1 | Institutions | | | | | | | | | | | | | | | | | | |
| | (a) Mutual Fund | | 0 | 0 | 0 | | 0 | 0 | | | | 0 | 0 | 0 | 0.00 | 0 | 0.00 | 0 | |
| | (b) Venture Capital Funds | | 0 | 0 | 0 | | 0 | 0 | | | | 0 | 0 | 0 | 0.00 | 0 | 0.00 | 0 | |
| | (c) Alternate Investment Funds | | 0 | 0 | 0 | | 0 | 0 | | | | 0 | 0 | 0 | 0.00 | 0 | 0.00 | 0 | |
| | (d) Foreign Venture Capital Investor | | 0 | 0 | 0 | | 0 | 0 | | | | 0 | 0 | 0 | 0.00 | 0 | 0.00 | 0 | |
| | (e) Foreign Portfolio Investors | | 0 | 0 | 0 | | 0 | 0 | | | | 0 | 0 | 0 | 0.00 | 0 | 0.00 | 0 | |
| | (f) Financial Institutions/Banks | | 0 | 0 | 0 | | 0 | 0 | | | | 0 | 0 | 0 | 0.00 | 0 | 0.00 | 0 | |
| | (g) Insurance Companies | | 0 | 0 | 0 | | 0 | 0 | | | | 0 | 0 | 0 | 0.00 | 0 | 0.00 | 0 | |
| | (h) Provident Fund/Pensions Funds | | 0 | 0 | 0 | | 0 | 0 | | | | 0 | 0 | 0 | 0.00 | 0 | 0.00 | 0 | |
| | (I) Any Other Specify | | 0 | 0 | 0 | | 0 | 0 | | | | 0 | 0 | 0 | 0.00 | 0 | 0.00 | 0 | |
| | Sub Total (B)(1) | | 0 | 0 | 0 | | 0 | 0 | | | | 0 | 0 | 0 | 0.00 | 0 | 0.00 | 0 | |
| 2 | Central Government/State Government/President of India | | 0 | 0 | 0 | | 0 | 0 | | | | 0 | 0 | 0 | 0.00 | 0 | 0.00 | 0 | |
| | Sub Total (B)(2) | | 0 | 0 | 0 | | 0 | 0 | | | | 0 | 0 | 0 | 0.00 | 0 | 0.00 | 0 | |
| 3 | Non-Institutions | | | | | | | | | | | | | | | | | | |
| | (a) 1. Individual Shareholders holding Nominal Share Capital Up to 2 Lacs | | 437 | 370525 | 0 | | 370525 | 10.99 | | | | 0 | 10.99 | 0 | 0.00 | 0 | 0.00 | 153975 | |
| | 2. Individual Shareholders holding Nominal Share Capital Above 2 Lacs | | 23 | 1100279 | 0 | | 1100279 | 32.62 | | | | 0 | 32.62 | 0 | 0.00 | 0 | 0.00 | 805279 | |
| | ROHTASH KUMAR | ANDPK0291R | | 90000 | 0 | | 90000 | 2.67 | | | | 0 | 2.67 | 0 | 0.00 | 0 | 0.00 | 90000 | |
| | MEGHNA HASUA | AESPH3043J | | 90000 | 0 | | 90000 | 2.67 | | | | 0 | 2.67 | 0 | 0.00 | 0 | 0.00 | 90000 | |
| | RAJIV HASUA | AAWPH4341R | | 80000 | 0 | | 80000 | 2.37 | | | | 0 | 2.37 | 0 | 0.00 | 0 | 0.00 | 80000 | |
| | DAMAN ARORA | AMCPA9998D | | 60000 | 0 | | 60000 | 1.78 | | | | 0 | 1.78 | 0 | 0.00 | 0 | 0.00 | 60000 | |
| | RAVINDER KUMAR TANWAR | AIWPT2933P | | 60000 | 0 | | 60000 | 1.78 | | | | 0 | 1.78 | 0 | 0.00 | 0 | 0.00 | 60000 | |
| | SANJEEV CHOPRA KARTA OF | 131 | | 60000 | 0 | | 60000 | 1.78 | | | | 0 | 1.78 | 0 | 0.00 | 0 | 0.00 | 0 | |
| | MRS SAROJ CHOPRA | 130 | | 60000 | 0 | | 60000 | 1.78 | | | | 0 | 1.78 | 0 | 0.00 | 0 | 0.00 | 0 | |
| | HARBIR KHATRI | 118 | | 60000 | 0 | | 60000 | 1.78 | | | | 0 | 1.78 | 0 | 0.00 | 0 | 0.00 | 0 | |
| | USHA RANI ARORA | AAEPA5414G | | 50000 | 0 | | 50000 | 1.48 | | | | 0 | 1.48 | 0 | 0.00 | 0 | 0.00 | 50000 | |
| | RAJIV BOTHRA | ACKPB0905F | | 45000 | 0 | | 45000 | 1.33 | | | | 0 | 1.33 | 0 | 0.00 | 0 | 0.00 | 45000 | |
| | RIPI ARORA | AAEPB2397R | | 45000 | 0 | | 45000 | 1.33 | | | | 0 | 1.33 | 0 | 0.00 | 0 | 0.00 | 45000 | |
| | MEGHANA HASUA | 133 | | 45000 | 0 | | 45000 | 1.33 | | | | 0 | 1.33 | 0 | 0.00 | 0 | 0.00 | 0 | |
| | RAJIV HASUA | 134 | | 40000 | 0 | | 40000 | 1.19 | | | | 0 | 1.19 | 0 | 0.00 | 0 | 0.00 | 0 | |
| | SANGEETA ARORA | AAEPA5416E | | 39166 | 0 | | 39166 | 1.16 | | | | 0 | 1.16 | 0 | 0.00 | 0 | 0.00 | 39166 | |
| | SARTHAK KHATTAR | BVQPK6732D | | 35000 | 0 | | 35000 | 1.04 | | | | 0 | 1.04 | 0 | 0.00 | 0 | 0.00 | 35000 | |
| | BASANTI DEVI NAHATA | ABRPN6486H | | 35000 | 0 | | 35000 | 1.04 | | | | 0 | 1.04 | 0 | 0.00 | 0 | 0.00 | 35000 | |
| | HANUMAN MAL NAHATA | ABQPN6536K | | 35000 | 0 | | 35000 | 1.04 | | | | 0 | 1.04 | 0 | 0.00 | 0 | 0.00 | 35000 | |
| | SHANTI DEVI BARDIA | ADEPB5343A | | 34000 | 0 | | 34000 | 1.01 | | | | 0 | 1.01 | 0 | 0.00 | 0 | 0.00 | 34000 | |
| | (b) NBFCs Registered with RBI | | 0 | 0 | 0 | | 0 | 0 | | | | 0 | 0 | 0 | 0.00 | 0 | 0.00 | 0 | |
| | (c) Employee Trusts | | 0 | 0 | 0 | | 0 | 0 | | | | 0 | 0 | 0 | 0.00 | 0 | 0.00 | 0 | |
| | (d) Overseas Depositories (Holding DRs) (Balancing Figure) | | 0 | 0 | 0 | | 0 | 0 | | | | 0 | 0 | 0 | 0.00 | 0 | 0.00 | 0 | |
| | (e) Any other (Specify) | | | | | | | | | | | | | | | | | | |
| | (e1) Bodies Corporate | | 14 | 301691 | 0 | | 301691 | 8.94 | | | | 0 | 8.94 | 0 | 0.00 | 0 | 0.00 | 301691 | |
| | PANCHSHEEL SECURITIES PVT LTD | AACCP0248C | | 90000 | 0 | | 90000 | 2.67 | | | | 0 | 2.67 | 0 | 0.00 | 0 | 0.00 | 90000 | |



| | | | | | | | | | | | | | | | | | |
|------|--|------------|-----|---------|---|---------|-------|--|--|--|---|-------|---|------|---|------|---------|
| | MINIMUM SHARES AND SECURITIES PRIVATE LIMITED | AAGCM0970Q | | 68000 | 0 | 68000 | 2.02 | | | | 0 | 2.02 | 0 | 0.00 | 0 | 0.00 | 68000 |
| | KHATUSHYAM SHARES AND SECURITIES PVT. LTD. | AAECK1078K | | 60000 | 0 | 60000 | 1.78 | | | | 0 | 1.78 | 0 | 0.00 | 0 | 0.00 | 60000 |
| (e2) | Non Resident Indians | | 0 | 0 | 0 | 0 | 0 | | | | 0 | 0 | 0 | 0.00 | 0 | 0.00 | 0 |
| (e3) | Resident Indian Huf | | 22 | 124285 | 0 | 124285 | 3.68 | | | | 0 | 3.68 | 0 | 0.00 | 0 | 0.00 | 124285 |
| (e4) | Trusts | | 1 | 10 | 0 | 10 | 0 | | | | 0 | 0 | 0 | 0.00 | 0 | 0.00 | 10 |
| (e5) | Clearing Members/House | | 0 | 0 | 0 | 0 | 0 | | | | 0 | 0 | 0 | 0.00 | 0 | 0.00 | 0 |
| (e6) | Others | | 0 | 0 | 0 | 0 | 0 | | | | 0 | 0 | 0 | 0.00 | 0 | 0.00 | 0 |
| (e7) | IEPF | | 0 | 0 | 0 | 0 | 0 | | | | 0 | 0 | 0 | 0.00 | 0 | 0.00 | 0 |
| | Sub Total (B)(3) | | 497 | 1896790 | 0 | 1896790 | 56.23 | | | | 0 | 56.23 | 0 | 0.00 | 0 | 0.00 | 1385240 |
| | Total Public Shareholding (B)= (B)(1)+(B)(2) + B (3) | | 497 | 1896790 | 0 | 1896790 | 56.23 | | | | 0 | 56.23 | 0 | 0.00 | 0 | 0.00 | 1385240 |



Table IV - Statement showing shareholding pattern of the Non Promoter- Non Public shareholder

| | Category & Name of the Shareholders | PAN | No. of shareholder | No. of fully paid up equity shares held | Partly paid-up equity shares held | Nos. of shares underlying Depository Receipts | Total no. shares held | Shareholding % calculated as per SCRR, 1957 As a % of (A+B+C2) | Number of Voting Rights held in each class of securities | | | No. of Shares Underlying Outstanding convertible securities (including Warrants) | Total shareholding, as a % assuming full conversion of convertible securities (as a percentage of diluted share capital) | Number of Locked In shares | | Number of Shares pledged or otherwise encumbered | | Number of equity shares held in dematerialized form (Not Applicable) | |
|-----|--|------|--------------------|---|-----------------------------------|---|-----------------------|--|--|---------|-------|--|--|-------------------------------------|------|--|----------------------|--|--|
| | | | | | | | | | No of Voting Rights | | | | | Total as a % of Total Voting rights | No. | As a % of total Shares held | No. (Not applicable) | | As a % of total shares held (Not applicable) |
| | | | | | | | | | Class X | Class Y | Total | | | | | | | | |
| | (I) | (II) | (III) | (IV) | (V) | (VI) | (VII)=(IV)+(V)+(VI) | (VIII) | (IX) | | | (X) | (XI)=(VII)+(X) | (XII) | | (XIII) | (XIV) | | |
| 1 | Custodian/DR | | | | | | | | | | | | | | | | | | |
| (a) | Name of DR Holder (if Available) | | 0 | 0 | 0 | | 0 | 0 | | | | 0 | 0 | 0 | 0.00 | 0 | 0.00 | 0 | |
| 2 | Employees Benefit Trust (Under SEBI (Share Based Employee Benefit Regulation 2014) | | | | | | | | | | | | | | | | | | |
| (a) | Name of DR Holder (if Available) | | 0 | 0 | 0 | | 0 | 0 | | | | 0 | 0 | 0 | 0.00 | 0 | 0.00 | 0 | |
| | Total Non Promoter Non Public Shareholding (C)= (C)(1)+(C)(2) | | 0 | 0 | 0 | | 0 | 0 | | | | 0 | 0 | 0 | 0.00 | 0 | 0.00 | 0 | |



Table V - Statement Showing Details of Significant beneficial Owners (SBOs)

| Sr.No. | Details of the SBOs | | | Details of the Registered Owner | | | Details of Holding/ exercise of right of the SBO in the reporting company, Whether direct or Indirect | | | Date of creation / acquisition of significant beneficial interest |
|--------|---------------------|--|-------------|---------------------------------|--|-------------|---|--|---|---|
| | (I) | | | (II) | | | (III) | | | (IV) |
| | Name | PAN/Passport No. in case of a foreign national | Nationality | Name | PAN/Passport No. in case of a foreign national | Nationality | Whether by Virtue of : | | | |
| | | | | | | | Shares | | % | |
| | | | | | | | Voting Rights | | % | |
| | | | | | | | Rights of distributable dividend or any other distribution | | % | |
| | | | | | | | Exercise of control | | | |
| | | | | | | | Exercise of significant influence | | | |
| | | | | | | | | | | |
| | | | | | | | | | | |
| | | | | | | | | | | |
| | | | | | | | | | | |
| | | | | | | | | | | |
| | | | | | | | | | | |
| | | | | | | | | | | |
| | | | | | | | | | | |
| | | | | | | | | | | |
| | | | | | | | | | | |

* In case the nature of the holding/ exercise of the right of a SBO falls under multiple categories specified under (a) to (e) under Column III, multiple rows for the same SBO shall be inserted accordingly for each of the categories.

* This column shall have the details as specified by the listed entity under Form No. BEN-2 as submitted to the Registrar.



TARINI ENTERPRISES LIMITED


DISTRIBUTION OF 33729750 EQUITY SHARE CAPITAL AS ON :30/09/2019

Nominal Value of Each Share : Rs. 10


| Share or Debenture holdin (Rs.) | Number of Shareholders | % to Total Numbers | Share or Debenture holdin (Rs.) | % to Total Amount |
|------------------------------------|------------------------|--------------------|------------------------------------|-------------------|
| 1 | 2 | 3 | 4 | 5 |
| Up To 5,000 | 405 | 75.56 | 66500 | 0.2 |
| 5001 To 10,000 | 4 | 0.75 | 27520 | 0.08 |
| 10001 To 20,000 | 9 | 1.68 | 113400 | 0.34 |
| 20001 To 30,000 | 9 | 1.68 | 245000 | 0.73 |
| 30001 To 40,000 | 1 | 0.19 | 37500 | 0.11 |
| 40001 To 50,000 | 6 | 1.12 | 292500 | 0.87 |
| 50001 To 1,00,000 | 23 | 4.29 | 1616400 | 4.79 |
| 1,00,000 and Above | 79 | 14.74 | 31330930 | 92.89 |
| Total | 536 | 100 | 33729750 | 100 |



| (e1) | Bodies Corporate | | | | | | |
|-------|------------------|---|------------|--------|------|------|--------------------------|
| Sr.No | Folio No | Name of Shareholders | Pan Number | Shares | % | Code | Category |
| 1 | 1202060001149374 | PANCHSHEEL SECURITIES PVT LTD | AACCP0248C | 90000 | 2.67 | B3E1 | BODY CORPORATES DOMESTIC |
| 2 | IN30365510170017 | MINIMUM SHARES AND SECURITIES PRIVATE LIMITED | AAGCM0970Q | 68000 | 2.02 | B3E1 | BODY CORPORATES DOMESTIC |
| 3 | 1202060001271576 | KHATUSHYAM SHARES AND SECURITIES PVT. LTD. | AAECK1078K | 60000 | 1.78 | B3E1 | BODY CORPORATES DOMESTIC |
| 4 | 1301440003133585 | UTSAV SECURITIES PRIVATE LIMITED | AAACU1214B | 32691 | 0.97 | B3E1 | BODY CORPORATES DOMESTIC |
| 5 | IN30096610731804 | HILLRIDGE INVESTMENTS LIMITED | AAACH0604A | 17620 | 0.52 | B3E1 | BODY CORPORATES DOMESTIC |
| 6 | 1301440003184233 | AVAIL FINANCIAL SERVICES LIMITED | AADCA5834G | 14763 | 0.44 | B3E1 | BODY CORPORATES DOMESTIC |
| 7 | IN30096610714090 | SRI ENDRASH INVESTMENT AND FINANCE PVT LTD | AABCS6547E | 14515 | 0.43 | B3E1 | BODY CORPORATES DOMESTIC |
| 8 | IN30039420056447 | KARVY STOCK BROKING LIMITED | AABCK5190K | 2600 | 0.08 | B3E1 | BODY CORPORATES DOMESTIC |
| 9 | IN30096610495238 | TRANSNATIONAL GROWTH FUND LIMITED | AAACT0610Q | 952 | 0.03 | B3E1 | BODY CORPORATES DOMESTIC |
| 10 | IN30096610739064 | ANEKVARNA TRADING PRIVATE LIMITED | AANCA5576H | 500 | 0.01 | B3E1 | BODY CORPORATES DOMESTIC |
| 11 | 1206690000389806 | FASHIONS BRANDS (INDIA) PRIVATE LIMITED | AAACF8207B | 20 | 0 | B3E1 | BODY CORPORATES DOMESTIC |
| 12 | IN30403710000061 | ATP PROJECTS PRIVATE LIMITED | AAKCA0496K | 10 | 0 | B3E1 | BODY CORPORATES DOMESTIC |
| 13 | IN30077310236422 | SURABHI TOWER'S PVT.LTD. | AADCS5326D | 10 | 0 | B3E1 | BODY CORPORATES DOMESTIC |
| 14 | IN30077310227672 | MAG IMPEX PVT LTD | AADCM7444E | 10 | 0 | B3E1 | BODY CORPORATES DOMESTIC |




| (e2) | Non Resident Indian | | | | | | |
|-------|---------------------|----------------------|------------|--------|---|------|----------|
| Sr.No | Folio No | Name of Shareholders | Pan Number | Shares | % | Code | Category |




| (e3) | HUF | | | | | | |
|-------|------------------|----------------------------------|------------|--------|------|------|--------------------|
| Sr.No | Folio No | Name of Shareholders | Pan Number | Shares | % | Code | Category |
| 1 | 1206690000301076 | VINOD KUMAR | AAAHV3120Q | 31000 | 0.92 | B3E3 | RESIDENT HUF /APOS |
| 2 | 1206690000301080 | SUBHASH KHATTAR (HUF) | AAJHS1015C | 28000 | 0.83 | B3E3 | RESIDENT HUF /APOS |
| 3 | IN30039419229289 | ANKUR GUPTA HUF | AAKHA7723G | 12500 | 0.37 | B3E3 | RESIDENT HUF /APOS |
| 4 | 1301440001359368 | NITIN GUPTA HUF | AAFHN6836G | 11900 | 0.35 | B3E3 | RESIDENT HUF /APOS |
| 5 | IN30021418798464 | PRAKASH JAIN BARMECHA | AAHHP6005P | 11250 | 0.33 | B3E3 | RESIDENT HUF /APOS |
| 6 | IN30039419266583 | SHIV KUMAR HUF | AASHS3664Q | 7735 | 0.23 | B3E3 | RESIDENT HUF /APOS |
| 7 | IN30039419292070 | SACHIN GUPTA HUF | AAQHS0079H | 6000 | 0.18 | B3E3 | RESIDENT HUF /APOS |
| 8 | IN30039419288458 | PANKAJ GUPTA HUF | AALHP0444G | 5400 | 0.16 | B3E3 | RESIDENT HUF /APOS |
| 9 | 1301440001359256 | ANKIT GUPTA HUF | AAKHA7721E | 5295 | 0.16 | B3E3 | RESIDENT HUF /APOS |
| 10 | IN30039419290445 | NAVEEN GOEL HUF | AABHN9656C | 3750 | 0.11 | B3E3 | RESIDENT HUF /APOS |
| 11 | IN30039419229168 | PRADEEP KUMAR GUPTA HUF | AAAHP2123D | 1260 | 0.04 | B3E3 | RESIDENT HUF /APOS |
| 12 | 1202060001271329 | BIMAL KUMAR JAIN | AADHB8247F | 25 | 0 | B3E3 | RESIDENT HUF /APOS |
| 13 | 1206690000357520 | SUBHASH L BAJAJ HUF | AATHS5731H | 20 | 0 | B3E3 | RESIDENT HUF /APOS |
| 14 | 1201090010155438 | SITARAM SINGHANIA . | AAFHS9469E | 20 | 0 | B3E3 | RESIDENT HUF /APOS |
| 15 | IN30160410141383 | SHREE BHAGWAN MOR | AAFHS1611E | 20 | 0 | B3E3 | RESIDENT HUF /APOS |
| 16 | 1206690000629808 | GOVIND PATODIA HUF | AAEHG3986R | 20 | 0 | B3E3 | RESIDENT HUF /APOS |
| 17 | 1201910100534022 | V P GUPTA HUF | AADHV8937L | 20 | 0 | B3E3 | RESIDENT HUF /APOS |
| 18 | 1202060001264497 | AGARWAL SHYAMSUNDAR SUBKARAN | AADHA4162J | 20 | 0 | B3E3 | RESIDENT HUF /APOS |
| 19 | 1203350000019224 | HARIPRASAD DWARKAPRASAD KARIWALA | AACHH7581P | 20 | 0 | B3E3 | RESIDENT HUF /APOS |
| 20 | 1208240000083608 | SANDEEP SARAF (HUF) . | AAUHS2123N | 10 | 0 | B3E3 | RESIDENT HUF /APOS |
| 21 | 1208240000083591 | PURUSHOTTAM LAL SARAF (HUF) . | AAKHP8879E | 10 | 0 | B3E3 | RESIDENT HUF /APOS |
| 22 | IN30077310226024 | DILIP KUMAR NAHATA | AAEHD5637A | 10 | 0 | B3E3 | RESIDENT HUF /APOS |



| (e4) | TRUST | | | | | | |
|-------|------------------|--|------------|--------|---|------|---------------|
| Sr.No | Folio No | Name of Shareholders | Pan Number | Shares | % | Code | Category |
| 1 | 1206780000018990 | PIA NAHATA CHAKRAVARTY BENEFICIARY TRUST | AACTP4393F | 10 | 0 | B3E4 | TRUSTS TRUSTS |




| (e5) | Clearing Members/House | | | | | | |
|-------|------------------------|----------------------|------------|--------|---|------|----------|
| Sr.No | Folio No | Name of Shareholders | Pan Number | Shares | % | Code | Category |



| (e6) | Others | | | | | | |
|-------|----------|----------------------|------------|--------|---|------|----------|
| Sr.No | Folio No | Name of Shareholders | Pan Number | Shares | % | Code | Category |



| (B1) | Institutions | | | | | | |
|-------|--------------|----------------------|------------|--------|---|------|----------|
| Sr.No | Folio No | Name of Shareholders | Pan Number | Shares | % | Code | Category |
| | | | | | | | |



Individual Shareholders Holding Nominal Share Capital Above Rs. 1 Lac

| Sr.No | Folio No | Name of Shareholders | Pan Number | Shares | % | Code | Category |
|-------|------------------|-------------------------|------------|---------|------|------|--|
| 1 | IN30177416553983 | ROHTASH KUMAR | ANDPK0291R | 90000 | 2.67 | B3A | RESIDENT ORDINARY |
| 2 | 1206730000011776 | MEGHNA HASIJA | AESPH3043J | 90000 | 2.67 | B3A | RESIDENT ORDINARY |
| 3 | 1206730000011780 | RAJIV HASIJA | AAWPH4341R | 80000 | 2.37 | B3A | RESIDENT ORDINARY |
| 4 | 1206690000060617 | DAMAN ARORA | AMCPA9998D | 60000 | 1.78 | B3A | RESIDENT ORDINARY |
| 5 | IN30021417364671 | RAVINDER KUMAR TANWAR | AIWPT2933P | 60000 | 1.78 | B3A | RESIDENT ORDINARY |
| 6 | 131 | SANJEEV CHOPRA KARTA OF | 131 | 60000 | 1.78 | B3A | RESIDENT ORDINARY |
| 7 | 130 | MRS SAROJ CHOPRA | 130 | 60000 | 1.78 | B3A | RESIDENT ORDINARY |
| 8 | 118 | HARBIR KHATRI | 118 | 60000 | 1.78 | B3A | RESIDENT ORDINARY |
| 9 | 1206690000060577 | USHA RANI ARORA | AAEPA5414G | 50000 | 1.48 | B3A | RESIDENT ORDINARY |
| 10 | 1201770100847739 | RAJIV BOTHRA | ACKPB0905F | 45000 | 1.33 | B3A | RESIDENT ORDINARY |
| 11 | 1206690000092278 | RIPI ARORA | AAEPB2397R | 45000 | 1.33 | B3A | RESIDENT INDIVIDUAL-NEGATIVE NOMINATIONS |
| 12 | 133 | MEGHANA HASIJA | 133 | 45000 | 1.33 | B3A | RESIDENT ORDINARY |
| 13 | 134 | RAJIV HASIJA | 134 | 40000 | 1.19 | B3A | RESIDENT ORDINARY |
| 14 | 1206690000055442 | SANGEETA ARORA | AAEPA5416E | 39166 | 1.16 | B3A | RESIDENT ORDINARY |
| 15 | 1206690000060543 | SARTHAK KHATTAR | BVQPK6732D | 35000 | 1.04 | B3A | RESIDENT ORDINARY |
| 16 | IN30267934185208 | BASANTI DEVI NAHATA | ABRPN6486H | 35000 | 1.04 | B3A | RESIDENT ORDINARY |
| 17 | IN30267934079424 | HANUMAN MAL NAHATA | ABQPN6536K | 35000 | 1.04 | B3A | RESIDENT ORDINARY |
| 18 | 1201130000717595 | SHANTI DEVI BARDIA | ADEPB5343A | 34000 | 1.01 | B3A | RESIDENT ORDINARY |
| 19 | 1206690000060562 | VEENA KHATTAR | AHLPK0342H | 32000 | 0.95 | B3A | RESIDENT ORDINARY |
| 20 | 122 | YOGESH PATAWARI | 122 | 30000 | 0.89 | B3A | RESIDENT ORDINARY |
| 21 | 1206690000055438 | NEERU KHATTAR | AAIPK8492Q | 26960 | 0.8 | B3A | RESIDENT ORDINARY |
| 22 | 1206690000055476 | VINOD KHATTAR | AAGPK9610A | 25653 | 0.76 | B3A | RESIDENT ORDINARY |
| 23 | IN30021418710719 | NORAT MAL JAIN | AFBPP3256P | 22500 | 0.67 | B3A | RESIDENT ORDINARY |
| 24 | IN30039419178841 | PURWA CHAUHAN | ABXPC9086G | 17790 | 0.53 | B3A | RESIDENT ORDINARY |
| 25 | 108 | PRADYUT BAG | 108 | 16500 | 0.49 | B3A | RESIDENT ORDINARY |
| 26 | 1206690000052325 | BHARTI JAIN | AVKPI9760D | 16400 | 0.49 | B3A | RESIDENT INDIVIDUAL-NEGATIVE NOMINATIONS |
| 27 | 111 | SANJAY KUMAR KOHLI | 111 | 16200 | 0.48 | B3A | RESIDENT ORDINARY |
| 28 | IN30125028268983 | SHYAM SUNDER AGRAWAL | AEQPA0658A | 15000 | 0.44 | B3A | RESIDENT ORDINARY |
| 29 | IN30125028269023 | MEERA AGRAWAL | ACBPA2329R | 15000 | 0.44 | B3A | RESIDENT ORDINARY |
| 30 | 110 | PROVAH BHAWA | 110 | 15000 | 0.44 | B3A | RESIDENT ORDINARY |
| 31 | 109 | CHANDNA BAG | 109 | 15000 | 0.44 | B3A | RESIDENT ORDINARY |
| 32 | 107 | BIDYUT BAG | 107 | 15000 | 0.44 | B3A | RESIDENT ORDINARY |
| 33 | 106 | TANUSHRI BAG | 106 | 15000 | 0.44 | B3A | RESIDENT ORDINARY |
| 34 | IN30281411026549 | Amit Babulal Sethia | BIXPS2757N | 13500 | 0.4 | B3A | RESIDENT ORDINARY |
| 35 | 123 | SEEMA KAPOOR | 123 | 12000 | 0.36 | B3A | RESIDENT ORDINARY |
| 36 | IN30021418620296 | BABITA JAIN | AAGPJ8243C | 11250 | 0.33 | B3A | RESIDENT ORDINARY |
| 37 | IN30021418620307 | ANJU JAIN | AAGPJ4200P | 11250 | 0.33 | B3A | RESIDENT ORDINARY |
| | Total | | | 1305169 | | | |
| | Physical | 13 | | 399700 | | | |
| | Demat | 24 | | 905469 | | | |

Individual Shareholders Holding Nominal Share Capital Upto Rs. 1 Lac

| | | | | | | | |
|--|--------------|-----|--------------|--------|--|--|--|
| | | | | | | | |
| | Physical | 176 | | 111840 | | | |
| | Demat | 247 | | 53795 | | | |
| | Total Recods | 423 | Total Shares | 165635 | | | |

